

BIANCO **iCON**
SERIES **TANKS**

iCON Packaged Pump Stations



BIANCO **iCON**
SERIES

BIANCO **iCON**
SERIES **PUMPS**

BIANCO **iCON**
SERIES **DRIVES**

BIANCO **iCON**
SERIES **CONTROLS**

iCON Packaged Pump Stations

Introducing the Bianco iCON range of Packaged Pump Stations.

The iCON Packaged Pump Station is suitable for installation in various Domestic and Industrial Applications. Packaged Pump Stations are generally used in areas where gravity drainage to waste water services are not available. The iCON pump station is designed to withstand ground and water pressure when installed correctly and according to the installation instructions. It has smooth internal walls and an optimum collection area to aid in the removal of waste water and prevents smells and septicity.

Bianco iCON Series Pump Stations conform to Product Standard - AS/NZS 1546.1:2008 with certification available upon request. Other approvals have also been obtained in certain states which are also available upon request.

The Bianco iCON pump station is moulded in polyethylene. Installations with either single or dual pumps systems for Storm Water, Drainage or Sewage applications are possible.

Plumbing options include free standing or guide rail installations depending on site requirements. The iCON Packaged Pump Station is supplied as standard with a Polyethylene Lid with the option of class B or class D lids available, depending on the size of the tank. Automated control of the system is possible through level input signals normally provided by means of float switches connected to a pump control panel (see page 6) and set at the required levels inside the tank. Options other than float switches are available upon request. Isolation valves and non-return valves are usually included in our packed pump stations but should be specified at the time of the quotation.



iCON Packaged Pump Stations | SPECIFICATIONS

250L Polyethylene Pump Station

Model No	BIA-ICON250
Depth	875mm
Diameter	630mm
Access cover	730mm x 730mm
Approximate weight	30kg

Available in

BIA-ICON250 Tank Only
BIA-ICON250 Tank with single free standing plumbing

Tanks are supplied as standard with polyethylene lids
Other lid options may be available



No riser is currently available.

Inlet plumbing to be installed by plumber on site

Applications

Raw sewage	Effluent
Trade Waste	Storm Water

600L Polyethylene Pump Station

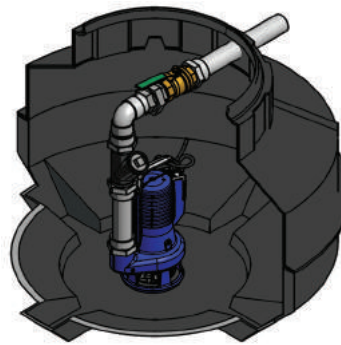
Model No	BIA-ICON600
Depth	800mm (excluding lid)
Diameter	1200mm
Access cover	600mm diameter
Approximate weight	45kg (excluding plumbing and pump)

Available in

BIA-ICON600 Tank only
BIA-ICON600 Tank with single free standing plumbing
BIA-ICON600 Tank with single plumbing and guide rails
BIA-ICON600 Tank with dual free standing plumbing
BIA-ICON600 Tank with dual plumbing and guide rails

Tanks are supplied as standard with polyethylene lids and are available with lid options as follows:

> Class B > Class D > Storm Water grate



Risers are available as an optional extra (550mm).

Inlet plumbing to be installed by plumber on site.

Applications

Raw sewage	Effluent
Trade Waste	Storm Water

900L Polyethylene Pump Station

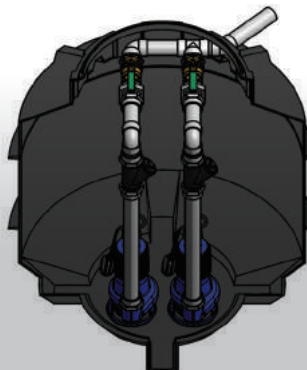
Model No	BIA-ICON900
Depth	1210mm (excluding lid)
Diameter	1200mm
Access cover	600mm diameter
Approximate weight	55kg (excluding plumbing and pump)

Available in

BIA-ICON900 Tank only
BIA-ICON900 Tank with single free standing plumbing
BIA-ICON900 Tank with single plumbing and guide rails
BIA-ICON900 Tank with dual free standing plumbing
BIA-ICON900 Tank with dual plumbing and guide rails

Tanks are supplied as standard with polyethylene lids and are available with lid options as follows:

> Class B > Class D > Storm Water grate



Risers are available as an optional extra (550mm).

Inlet plumbing to be installed by plumber on site.

Applications

Raw sewage	Effluent
Trade Waste	Storm Water





1200L Polyethylene Pump Station

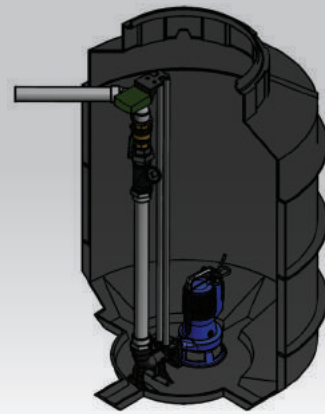
Model No	BIA-ICON1200
Depth	1610mm (excluding lid)
Diameter	1200mm
Access cover	600mm diameter
Approximate weight	75kg (excluding plumbing and pump)

Available in

BIA-ICON1200 Tank only
 BIA-ICON1200 Tank with single free standing plumbing
 BIA-ICON1200 Tank with single plumbing and guide rails
 BIA-ICON1200 Tank with dual free standing plumbing
 BIA-ICON1200 Tank with dual plumbing and guide rails

Tanks are supplied as standard with polyethylene lids and are available with lid options as follows:

> Class B > Class D > Storm Water grate



Risers are available as an optional extra (550mm).

Inlet plumbing to be installed by plumber on site.

Applications

Raw sewage	Effluent
Trade Waste	Storm Water

2700L Polyethylene Pump Station

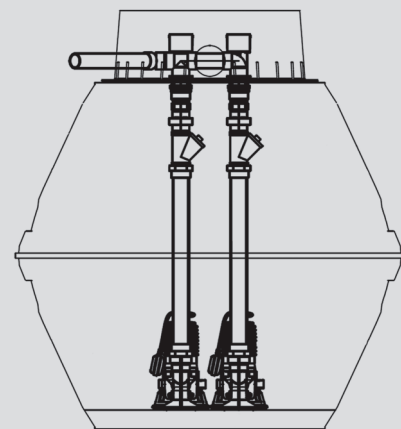
Model No	BIA-ICON2700
Depth	1690mm (excluding lid)
Width	1565mm
Length	2080mm
Access cover	600mm
Approximate weight	130kg (excluding plumbing and pump)

Available in

BIA-ICON2700 Tank only
 BIA-ICON2700 Tank with single free standing plumbing
 BIA-ICON2700 Tank with single plumbing and guide rails
 BIA-ICON2700 Tank with dual free standing plumbing
 BIA-ICON2700 Tank with dual plumbing and guide rails

Tanks are supplied as standard with polyethylene lids and are available with lid options as follows:

> Class B
> Storm Water grate



Risers are available as an optional extra (550mm).

Inlet plumbing to be installed by plumber on site.

Applications

Raw sewage	Trade Waste
Effluent	Storm Water

3750L Polyethylene Pump Station

Model No	BIA-ICON3750
Depth	1880mm (excluding lid)
Width	1788mm
Length	2280mm
Access cover	600mm
Approximate weight	160kg (excluding plumbing and pump)

Available in

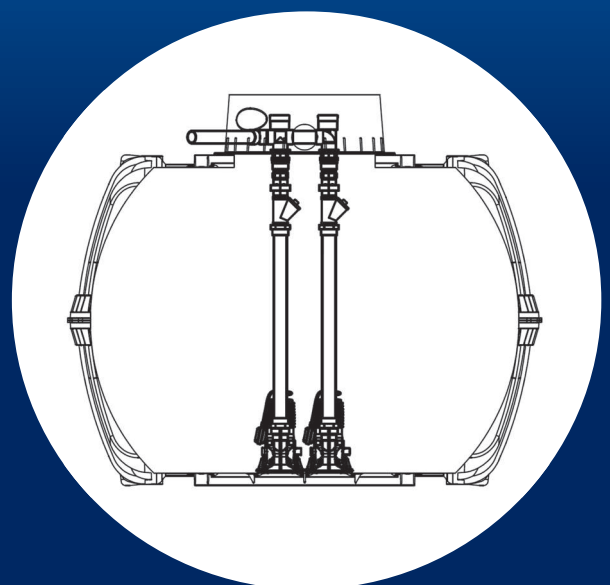
BIA-ICON3750 Tank only
 BIA-ICON3750 Tank with single free standing plumbing
 BIA-ICON3750 Tank with single plumbing and guide rails
 BIA-ICON3750 Tank with dual free standing plumbing
 BIA-ICON3750 Tank with dual plumbing and guide rails

Tanks are supplied as standard with polyethylene lids and are available with lid options as follows:

> Class B
> Storm Water grate

Risers are available as an optional extra (550mm).

Inlet plumbing to be installed by plumber on site.



Applications

Raw sewage	Trade Waste
Effluent	Storm Water

**BIANCO
PUMPZ**

CON
SERIESTANKS

iCON Packaged Pump Stations | SPECIFICATIONS

4800L Polyethylene Pump Station

Model No	BIA-ICON4800
Depth	2110mm (excluding lid)
Length	2280mm
Width	1985mm
Access cover	600mm diameter
Approximate weight	195kg (excluding plumbing and pump)

Available in

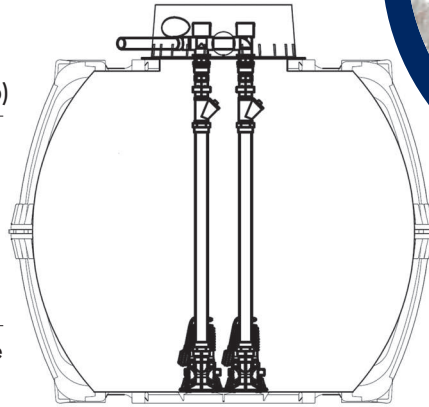
- BIA-ICON4800 Tank only
- BIA-ICON4800 Tank with single free standing plumbing
- BIA-ICON4800 Tank with single plumbing and guide rails
- BIA-ICON4800 Tank with dual free standing plumbing
- BIA-ICON4800 Tank with dual plumbing and guide rails

Tanks are supplied as standard with polyethylene lids and are available with lid options as follows:

> Class B > Storm Water grate

Risers are available as an optional extra (550mm).

Inlet plumbing to be installed by plumber on site.



Applications

Raw sewage
Trade Waste

Effluent
Storm Water

6500L Polyethylene Pump Station

Model No	BIA-ICON6500
Depth	2390mm (excluding lid)
Length	2390mm
Width	2190mm
Access cover	600mm diameter
Approximate weight	230kg (excluding plumbing and pump)

Available in

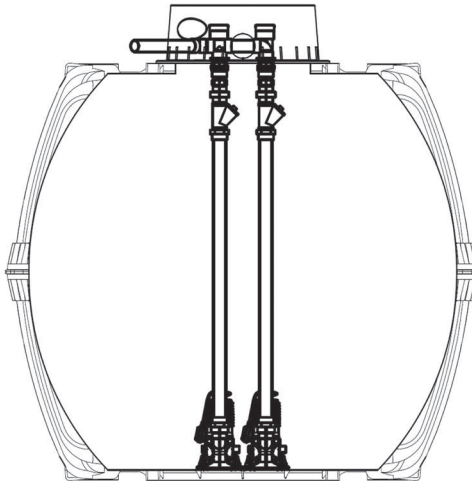
- BIA-ICON6500 Tank only
- BIA-ICON6500 Tank with single free standing plumbing
- BIA-ICON6500 Tank with single plumbing and guide rails
- BIA-ICON6500 Tank with dual free standing plumbing
- BIA-ICON6500 Tank with dual plumbing and guide rails

Tanks are supplied as standard with polyethylene lids and are available with lid options as follows:

> Class B > Storm Water grate

Risers are available as an optional extra (550mm).

Inlet plumbing to be installed by plumber on site.



Applications

Raw sewage
Trade Waste


Effluent
Storm Water



Lid options



Class B Grate



Class B



Class D

Control Panel

Single Pump Control

SPC1 2.2kW
SPC3 4kW, 11kW, 15kW



Dual pump control

DPC1 2.2kW
DPC3 4kW, 11kW, 15kW



Alarm

iAlarm High Level



WHITE
INTERNATIONAL

WHITE INTERNATIONAL PTY LTD

60 Ashford Ave Milperra NSW 2214
PO Box 304 Milperra LPO NSW 2214
Phone 02 9783 6000 Fax 02 9783 6001
Customer Service Hotline 1300 783 601
Email Sales: pumpsales@whiteint.com.au
General info: info@whiteint.com.au
www.whiteint.com.au

WHITE INTERNATIONAL NZ LTD

15G Kerwyn Avenue, East Tamaki
Auckland 2013, New Zealand
Phone 09 579 9777 Fax 09 579 7775
Customer Service Hotline 0800 509 506
Customer Service Faxline 0800 804 344
Email Sales: sales@whiteint.co.nz
General info: info@whiteint.co.nz
www.whiteint.co.nz

